

YOUR TRAVEL GUIDE

Let's Go Somewhere

VOY AGE

Your Guide For Budget
Travel

2019

Things To Get Together

Passports, Visa and Copies for Suitcase

Monies, Credit Cards ,Change Currencies

Phone Service or Internet Service

Travel Insurance

Packing correctly

Budget

Total Budget

Flights

Meals per day

Hotels

Excursions and Tours

Itinerary

Day 1

Day 2

Day 3

Day 4

Day 5

Itinerary

Day 6

Day 7

Day 8

Day 9

Day 10

Start With Your Flight

Once you have decided where you are going to go it will be time to start searching for your airline tickets. If you can have flexible days for flying you can say a lot more, but if not you still can save doing a little research.

After I get my airline tickets I am usually much more relaxed. For me, getting this piece of the trip done helps me to settle down and plan the rest of the trip. That is why I talk about the tickets first.

Now during the time I am checking with all of these travel booking places I also check with airlines directly. Just to make sure I am getting the best deal. That is why I included on the worksheets, checking with airlines directly. I will be honest with you, I never found the tickets cheaper booking direct. Sometimes there were other reasons I chose booking direct and it was never the price.

These are my favorite search sites for airline flight searches.

Momondo <https://www.momondo.com/>

Google Flights <https://www.google.com>

Skyscanner <https://www.skyscanner.com/>

Cheap Flights <https://www.cheaptickets.com>

Thomas Cook <https://www.thomascookairlines.com>

There are a lot of discount flight search engines out there. I spent tons of hours looking for tickets to Utah, California, Nevada and Europe. So I am going to help you so you do not have to do that. It is tiring and also overwhelming.

I also want to tell you that you can always go directly to the airlines and I mentioned earlier, but you will never get a deal that way.

Use my worksheets as you search to help you keep your prices sorted out.

Airline Tickets

STEP #1

Okay, so you are going to fly? Let's work through the best way to find airline tickets.

Skyscanner <https://www.skyscanner.com/>

I personally think skyscanner is the easiest place to start. Go to their website and enter the destination and the month you want to fly in. It will immediately load some choices for you. Be sure and use the month choice. This is the best way to find a price range. It will list prices for the month.

Things to remember, THIS IS ECONOMY PRICES. You can ask for other seat prices. I usually just get this price and then go to the airline directly and book a better seat. I have never had a problem doing this. If you want coach or economy seats then you may have to pay more for carry-ons and those other things.

Skyscanner lists prices from multiple airlines. You will still need to pick your seats and other arrangements directly through the airline.

Momondo <https://www.momondo.com/>

Momondo is very similar. It is a broad search airline fair finder. You will do the very same search as you did in skyscanner. Just remember it is coach or economy when you search, unless you put in something different. Sometimes the fares are cheaper here. I think that the companies have deals with certain airlines. Whatever the case check with both.

Google Flights <https://www.google.com>

Google flights is another service that gives a broad search. I thought their prices were always higher than any of the other. Google flights does a good broad search. They also offer a mixture of airline choices. If you are just searching start here and look to see what is available. Then narrow your choices down and plug in specific dates on other sites.

Tip 1

Remember that when you search these prices, companies track your IP address. So try from another computer when you search a second or third time. If you can not use another computer go in incognito and search for prices.

Airline Tickets

Cheap Flights <https://www.cheaptickets.com>

Cheapflights is a travel fare aggregator and travel fare metasearch engine. The website is part of the Kayak.com subsidiary of Booking Holdings. Its websites publish flight prices, and compare prices from suppliers, including major airlines, through tiny travel agents.

Thomas Cook <https://www.thomascookairlines.com>

Thomas Cook Airlines Limited is a British charter and scheduled airline headquartered in Manchester, England. It serves leisure destinations worldwide from its main bases at Manchester Airport and Gatwick Airport on a scheduled and charter basis. If you are going to England and are flying from one of their daily departures airports, they are the cheapest and best flights.

Tip 2

Go into each site and enter the dates or month you want to travel. Use the worksheets to keep up with our price list. From there pick which one you want to go with.

Tip 3

Conde' Nast still recommends searching on Tuesdays for airline tickets. Although many say that is a urban legend that tickets prices are better that day.

Price Worksheet

YOUR PRICE LIST

Skyscanner Pricecheck

Momondo Pricecheck

Tip: Search each time under private mode

You will have to go to another computer with a new IP address or search privately if you look multiple times in these search engines. The computer recognizes your IP address each time you look and will start to show you a higher price each time you browse. So search under private mode or use a different computer.

Price Worksheet



YOUR PRICE LIST

Google Flights Pricecheck

Cheap Flights Pricecheck

Price Worksheets

YOUR PRICE LIST

Directly With Airline Pricecheck

Thomas Cook Pricecheck

Tip: Search each time under private mode

You will have to go to another computer with a new IP address or search privately if you look multiple times in these search engines. The computer recognizes your IP address each time you look and will start to show you a higher price each time you browse. So search under private mode or use a different computer.

Book It

Tickets

Flight Number

Seat Numbers

Miscellaneous

Tip: Search each time under private mode

You will have to go to another computer with a new IP address or search privately if you look multiple times in these search engines. The computer recognizes your IP address each time you look and will start to show you a higher price each time you browse. So search under private mode or use a different computer.

Accommodations

Step 2

Where you stay is an important detail. So think about a few things before you book a hotel or AirBNB based solely on the way they look online.

Some things to Consider

- If we are using public transportation are we going to be near a place to get on?
- Do we want to be in the center of the city or off the beaten path?
- Will we stay in multiple cities?
- Are we near shopping, restaurants or shows?
- Is it a safe place?
- Are we willing to walk a good distance part of the day?
- Do we need luxury accommodations or can we stay somewhere modest?
- Does breakfast need to be available where we stay? (Ya'll this is a must for my hubby. I know he is weird that way!

Once you have decided these things you can begin to look at your accommodations. If something is important to you, like hot water or breakfast then remember that as you plan.

Accommodations



Pricecheck Hotels

Pricecheck Air BNB

**Tip: Don't spend a lot of time worrying about this.
If you have never been to this place go with
whatever makes you comfortable.**

Accommodations



Pricecheck Expedia.com

Pricecheck Hotels.com

Tip: When we went to Maine I wish I had been more adventuresome. The mom and pop hotels there are lovely. So don't be afraid.

Book It

Day 1 Accommodations

Where and Dates

Reservations and
Confirmation numbers

Miscellaneous

Tip: Once you have book everything, keep all of your reservations and confirmation numbers in one place.

Book It

Day 2 Accommodations

Where and Dates

Reservations and
Confirmation numbers

Miscellaneous

Tip: Once you have book everything, keep all of your reservations and confirmation numbers in one place.

Book It

Day Accommodations

Where and Dates

Reservations and
Confirmation numbers

Miscellaneous

Tip: Once you have book everything, keep all of your reservations and confirmation numbers in one place.

Restaurants



Restaurants

Reservations with Date and Time

Restaurants

Reservations with Date and Time

Restaurants



Restaurants

Reservations with Date and Time

Restaurants

Reservations with Date and Time

Transportation



Train

Cost and Route

Subway

Cost and Route

Transportation



Uber

Cost and Route

Taxi

Cost and Route

Transportation



Car Rental

Cost and Route

Car Rental

Cost and Route

Excursions



Excursions

Reservations with Date and Time

Excursions

Reservations with Date and Time

Shows




Entertainment

What and Where, Cost

Entertainment

What and Where, Cost





PACKING LIST



- Loose Skirt _____
- Pants 1 _____
- Jeans 2 _____
- Jeggings 2 _____
- Leggings 3 _____
- White Blouse _____
- White Knit Top _____

- Underwear, a lot _____
- Bras, a lot _____
- Bathing Suits _____
- Belt _____
- Socks _____
- Raincoat or Outerwear _____
- Tights or Hose _____

- Cardigan 2-3 (wear one on the flight) _____
- Long sleeve knit shirts _____
- Tshirts _____
- Shorts _____
- Sandals casual and dressy, for walking too _____
- Tennis Shoes _____
- A Dressy Pair of Shoes _____

- Umbrella _____
- Pool Cover Up _____
- Pajamas or whatever _____
- Robe, maybe _____
- Sunhat or Cap _____
- Passport Holders (goes under clothes) _____
- _____



PACKING LIST



- Toothpaste
- Toothbrush
- Dental Floss
- Hairbrush Round or Other
- Flat Iron
- Comb
- Extra Contacts

- Sunscreen
- Bandaides
- Conditioner, Hair
- Mascara
- Foundation
- Facial Moisturizer
- Hair clips or bands

- Contact Cleaner
- Contact Case
- Glasses
- Soap, bodywash
- Moisturizer
- Hair Spray
- Shampoo

- Pain Medicine
- Sinus Medicine
- Stomach Medicine
- Indigestion Meds
- Your Prescription Meds
- A Water Bottle
- A Book or Two



PACKING LIST















<input type="checkbox"/>	_____
<input type="checkbox"/>	_____
<input type="checkbox"/>	_____
<input type="checkbox"/>	_____
<input type="checkbox"/>	_____
<input type="checkbox"/>	_____
<input type="checkbox"/>	_____
<input type="checkbox"/>	_____







<input type="checkbox"/>	_____
<input type="checkbox"/>	_____
<input type="checkbox"/>	_____
<input type="checkbox"/>	_____
<input type="checkbox"/>	_____
<input type="checkbox"/>	_____
<input type="checkbox"/>	_____
<input type="checkbox"/>	_____

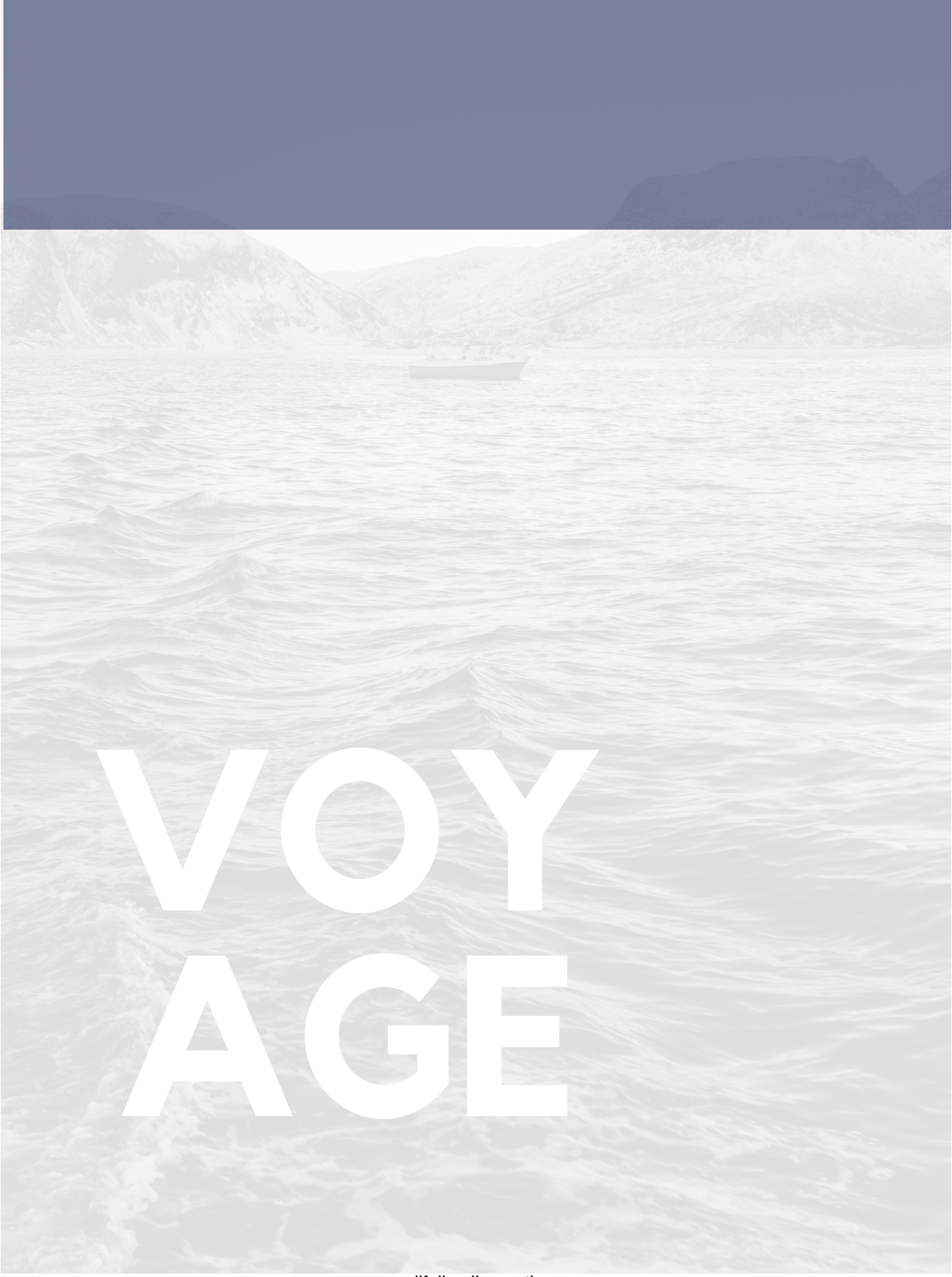
<input type="checkbox"/>	_____
<input type="checkbox"/>	_____
<input type="checkbox"/>	_____
<input type="checkbox"/>	_____
<input type="checkbox"/>	_____
<input type="checkbox"/>	_____
<input type="checkbox"/>	_____
<input type="checkbox"/>	_____

<input type="checkbox"/>	_____
<input type="checkbox"/>	_____
<input type="checkbox"/>	_____
<input type="checkbox"/>	_____
<input type="checkbox"/>	_____
<input type="checkbox"/>	_____
<input type="checkbox"/>	_____
<input type="checkbox"/>	_____









VOYAGE

www.lifelivedhonestly.com

2019